

My name is



An Educomp Research Initiative

© 2009 **Educomp Solutions Limited**

Revised Edition 2014

All rights reserved. No part of this publication may be reproduced, stored in a retrieval system, or transmitted in any form or by any means (electronic, mechanical, photocopying, recording or otherwise) without the prior permission in writing from both the copyright owner and the publisher. Any breach will entail legal action and prosecution without notice.

Printed in India at

and published by **Educomp Infrastructure and School Management Limited**, 1211 Padma Towers-I, Rajendra Place, New Delhi .




A TO D LETTER CHART

Skill Area : I Listen I Know I Speak

Date :




A



B



C



D




E TO H LETTER CHART

Skill Area : I Listen I Know I Speak


Date :



E



F



G



H




I TO L LETTER CHART

Skill Area : I Listen I Know I Speak

Date :



I



J



K



L






















MY FOOD HABITS

Skill Area : I Am Ready

Date :

Instructions : Tick (✓) the good food habits from the pictures given below.








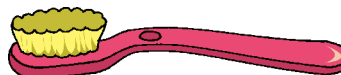
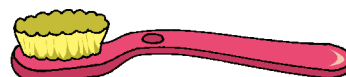
COUNT AND WRITE

Skill Area : I Am Ready

Date :


Instructions : Count the pictures in each box and write the correct number in the space provided.












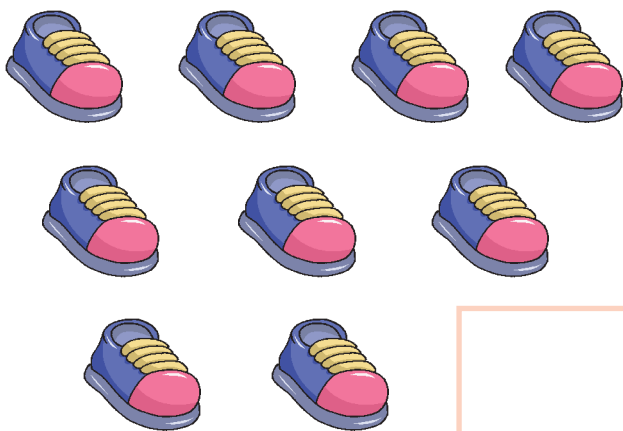





COUNT AND WRITE

Skill Area : I Am Ready

Date :

Instructions : Count the pictures in each box and write the correct number in the space provided.





CUTTING ALONG THE PATH

Skill Area : I Can Do Wonders
Instructions : Cut along the given lines.


Date :



CUTTING ALONG THE PATH

Skill Area : I Can Do Wonders
Instructions : Cut along the given lines.

Date :





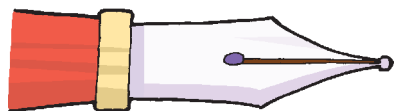
M TO P LETTER CHART

Skill Area : I Listen I Know I Speak

Date :



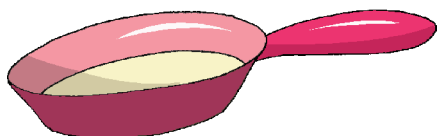
M



N



O



P


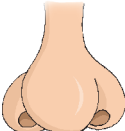

























M TO P

Skill Area : I Listen I Know I Speak


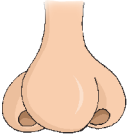


Date :






















Instructions : Write the correct letter in the box given below each picture.

			
M	N	O	P

M TO P

			
M	N	O	P









WRITE 1-10






Skill Area : I Am Ready

Date :

Instructions : Write the numbers from 1-10 in the houses drawn below.



WRITE 1-10







Q TO U LETTER CHART

Skill Area : I Listen I Know I Speak

Date :



Q



R



S



T



U




Q TO U


Skill Area : I Listen I Know I Speak

Date :


Instructions : Follow the letter-colour chart given and colour the pictures.



Q



R



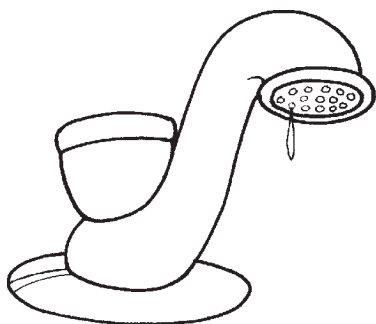

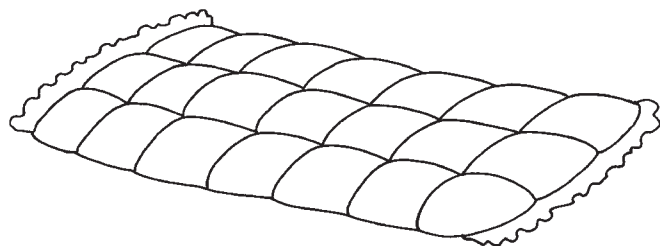
S



T



U





WRITE 11-15

Skill Area : I Am Ready

Date :

Instructions : Write the numbers from 11 – 15 in the teddy bears drawn below.



WRITE 11-15





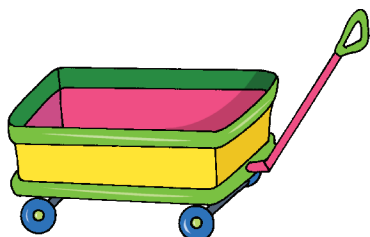
V TO Z

Skill Area : I Listen I Know I Speak

Date :




V



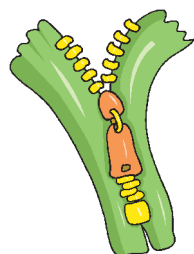
W



X



Y



Z




V TO Z

Skill Area : I Listen I Know I Speak

Date :

Instructions : Help Monty reach the park through the maze by following the pictures of the letters from V to Z.





WRITE THE ALPHABET

Skill Area : I Listen I Know I Speak

Date :

Instructions : Practise writing the alphabets in the lines given below.

Handwriting practice area with 10 sets of horizontal lines. Each set consists of a top red line, a middle blue line, and a bottom red line, providing a guide for letter height and placement.

WRITE THE ALPHABET

Handwriting practice area with 10 sets of three horizontal lines (top red, middle blue, bottom red) for writing the alphabet.



WRITE THE ALPHABET

Skill Area : I Listen I Know I Speak

Date :

Instructions : Practise writing the alphabets in the lines given below.

Handwriting practice area with 10 sets of horizontal lines. Each set consists of a top red line, a middle blue line, and a bottom red line, providing a guide for letter height and placement.

WRITE THE ALPHABET

Handwriting practice area with 10 sets of three horizontal lines (top, middle, bottom) for writing the alphabet.

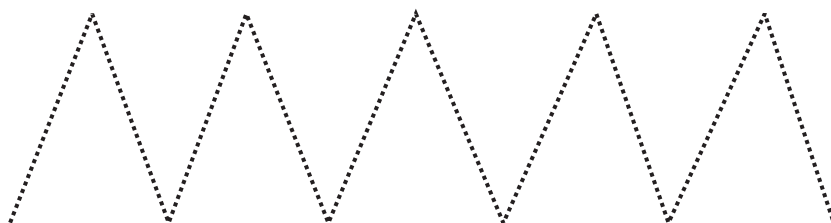
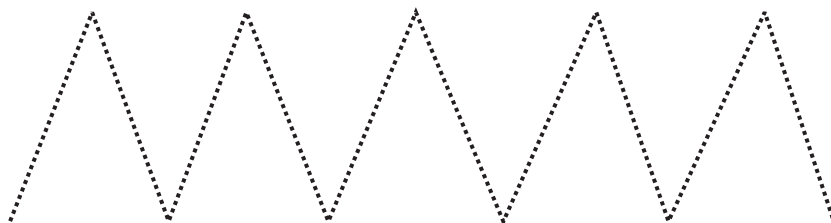
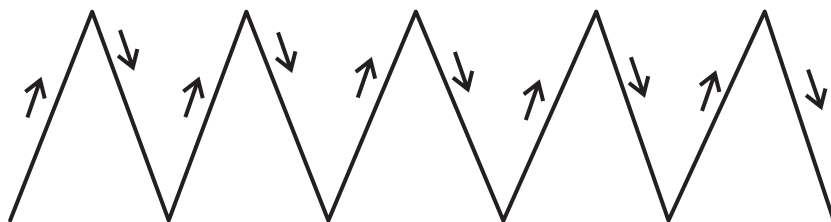


CURSIVE PATTERN 1

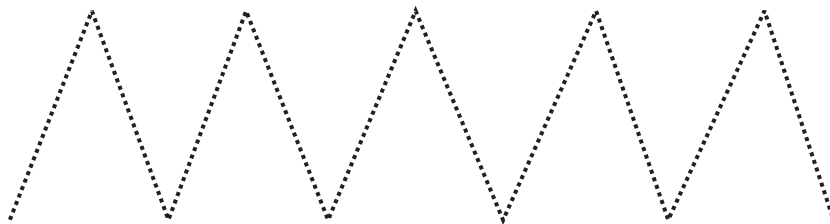
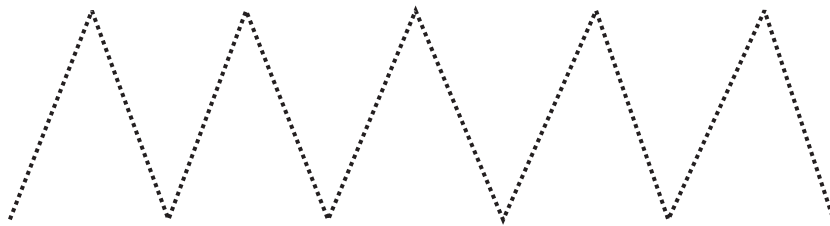
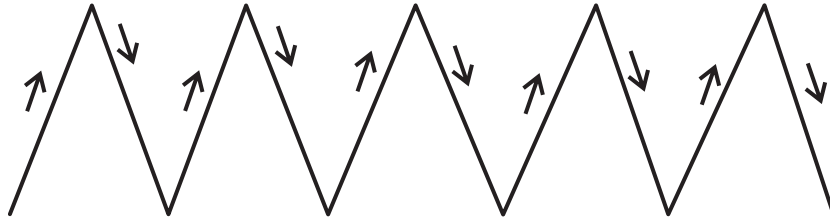
Skill Area : I Listen I Know I Speak

Date :

Instructions : Help your pet reach its food by tracing over the pattern.



CURSIVE PATTERN 1



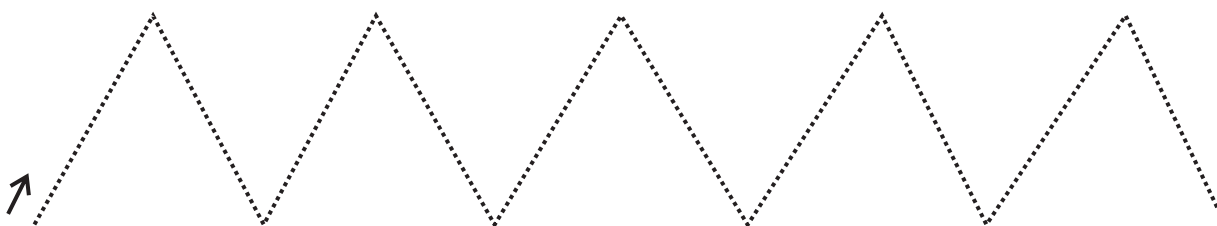
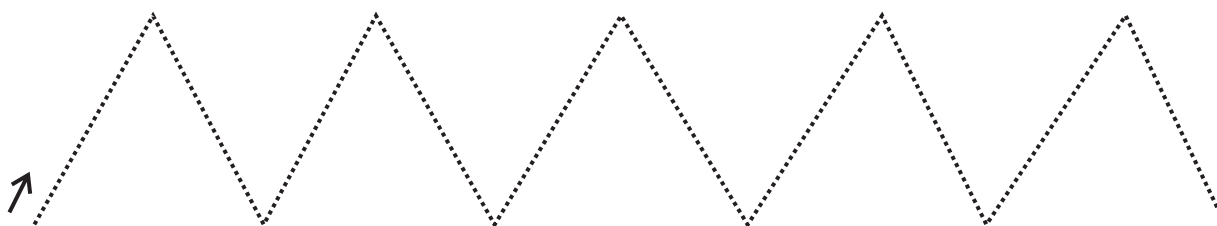
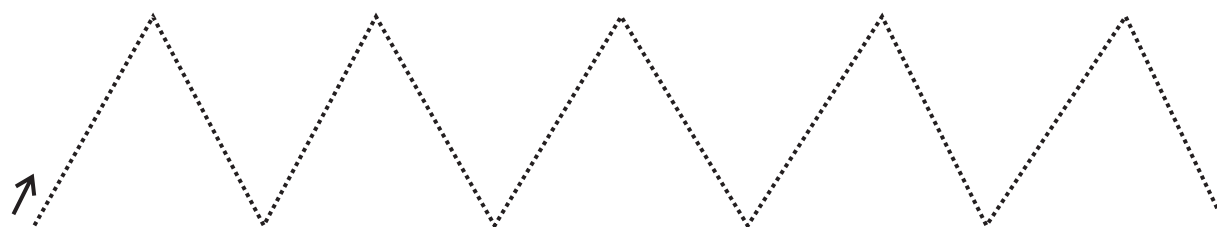
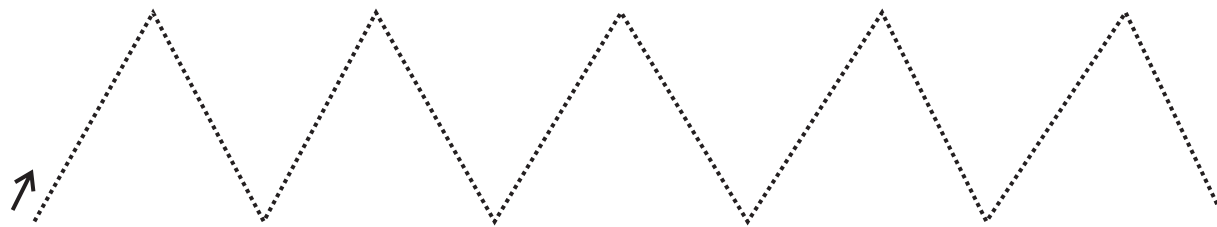


CURSIVE PATTERN 1

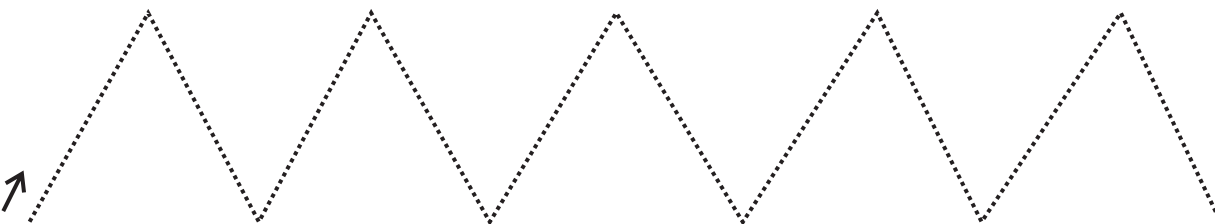
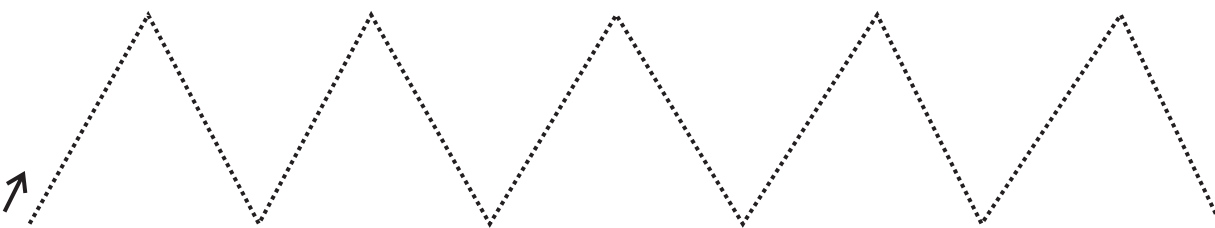
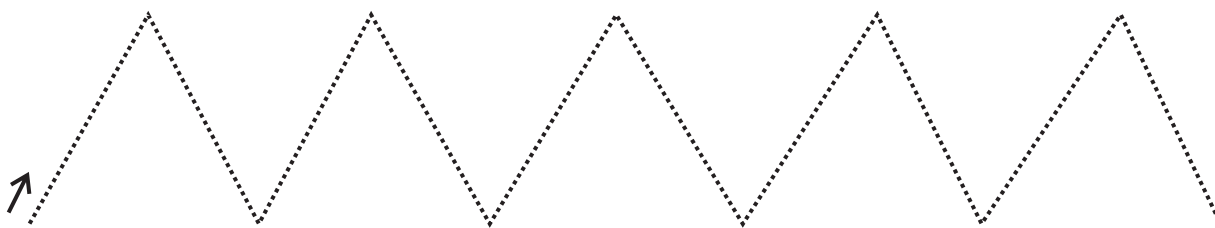
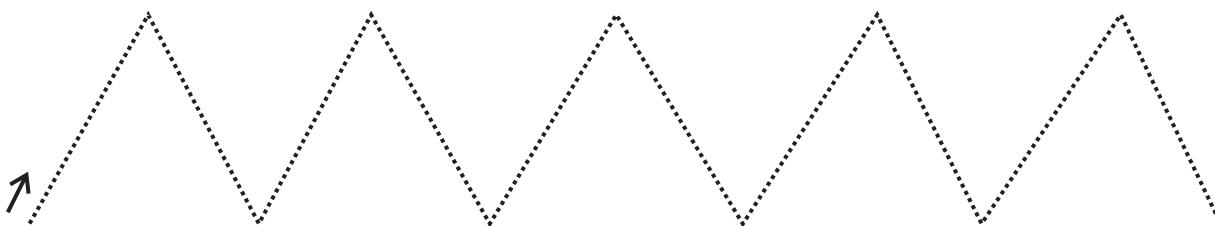
Skill Area : I Listen I Know I Speak

Date :

Instructions : Trace over the dotted pattern with the help of a pencil.



CURSIVE PATTERN 1





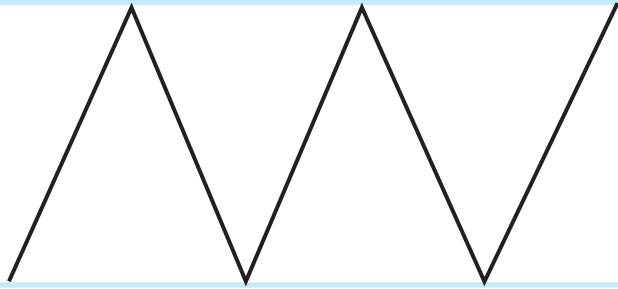
CURSIVE PATTERN 1

Skill Area : I Listen I Know I Speak

Date :

Instructions : Complete the pattern given below using a pencil.

CURSIVE PATTERN 1





WRITE 16-20

Skill Area : I Am Ready

Date :

Instructions : Write the numbers from 16 – 20 in the cup cakes drawn below.



WRITE 16-20








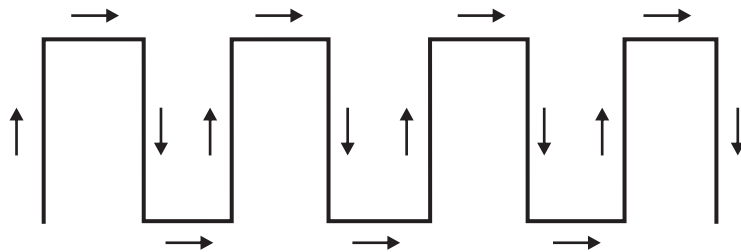



CURSIVE PATTERN 2





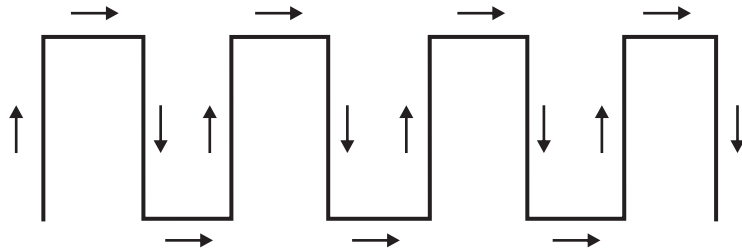

Skill Area : I Listen I Know I Speak

Date :

Instructions : Follow the given pattern with a pencil and help me pack my bag for the summer vacation.



CURSIVE PATTERN 2








CURSIVE PATTERN 2





Skill Area : I Listen I Know I Speak

Date :

Instructions : Using a pencil, trace the dotted pattern given below.



CURSIVE PATTERN 2






CURSIVE PATTERN 2

Skill Area : I Listen I Know I Speak

Date :

Instructions : Using a pencil, complete the pattern in the rows given below.



CURSIVE PATTERN 2



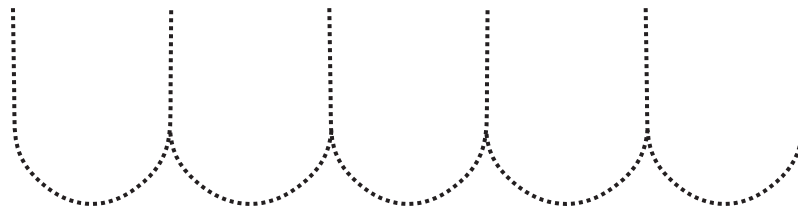
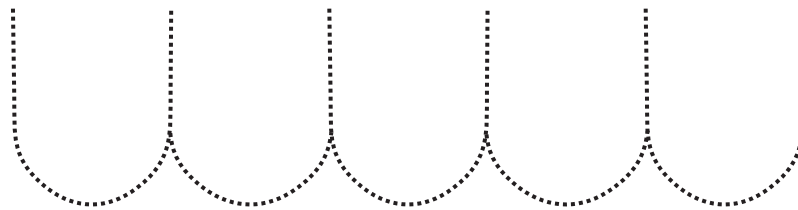
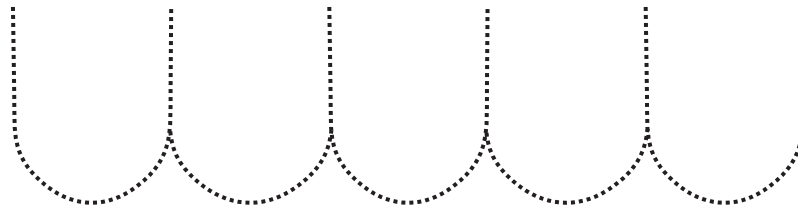
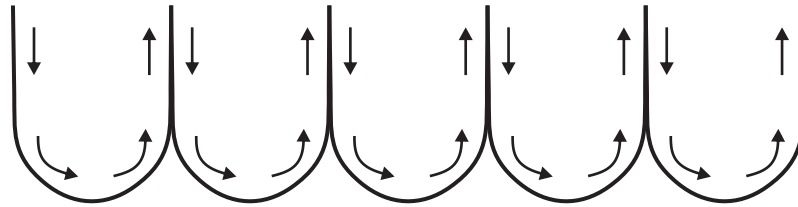


CURSIVE PATTERN 3

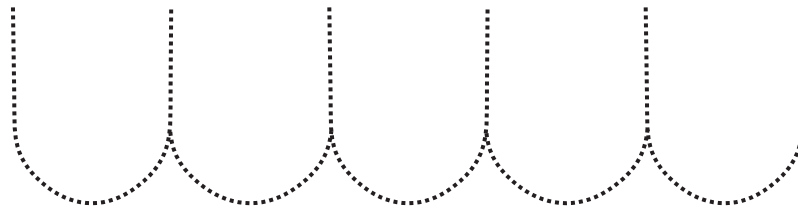
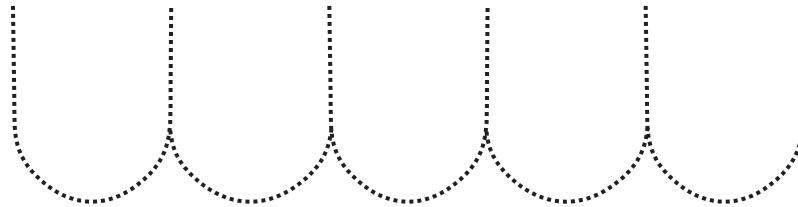
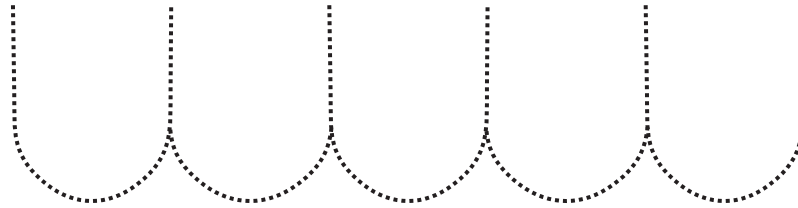
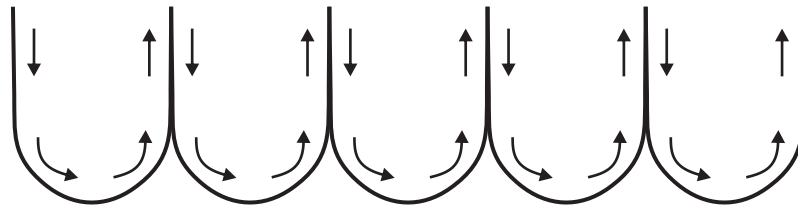
Skill Area : I Listen I Know I Speak

Date :

Instructions : Follow the given pattern with a pencil and help Jimmy reach his ice cream.



CURSIVE PATTERN 3



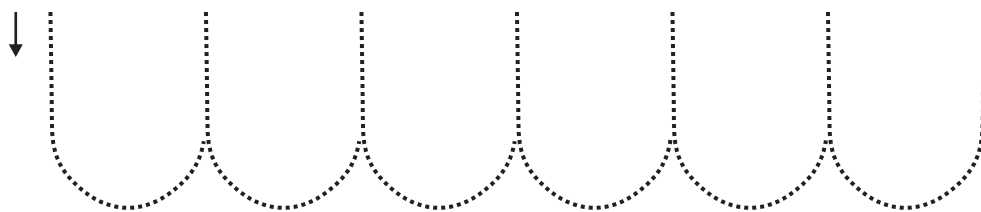
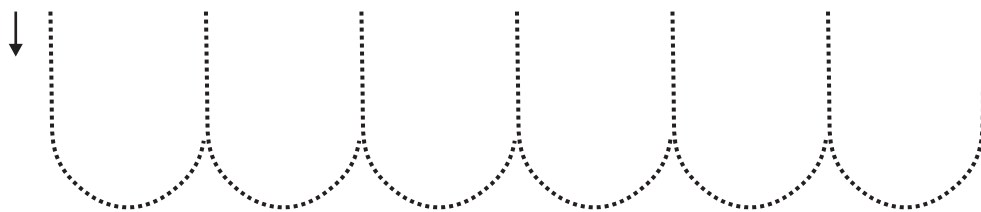
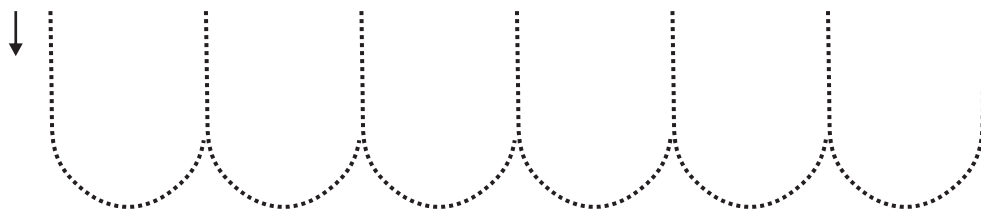
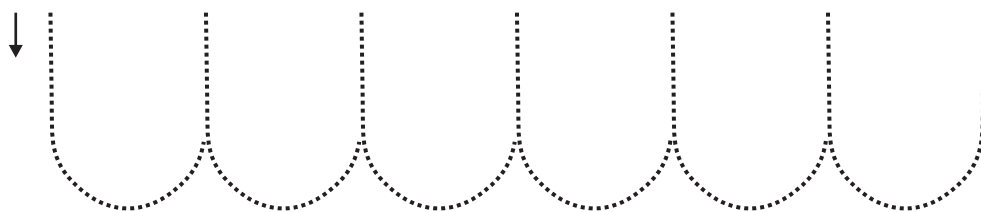


CURSIVE PATTERN 3

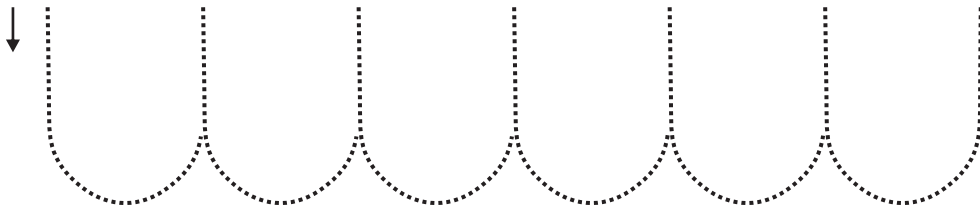
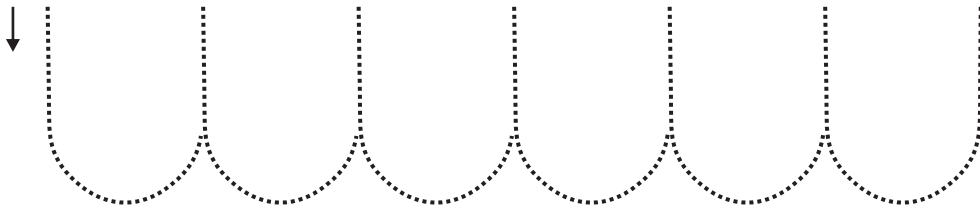
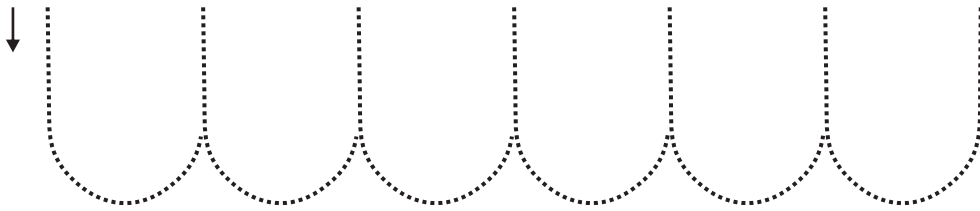
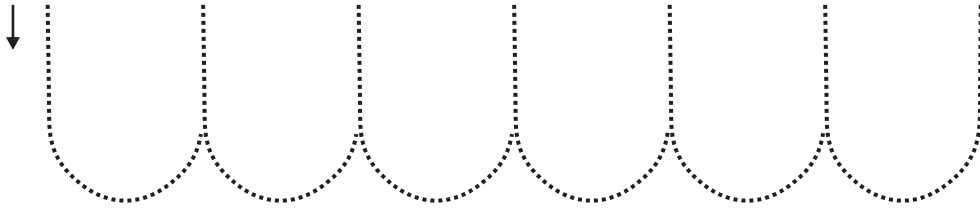
Skill Area : I Listen I Know I Speak

Date :

Instructions : Using a pencil, trace the dotted pattern given below.



CURSIVE PATTERN 3









CURSIVE PATTERN 3

Skill Area : I Listen I Know I Speak

Date :

Instructions : Using a pencil, complete the pattern in the rows given below.



CURSIVE PATTERN 3



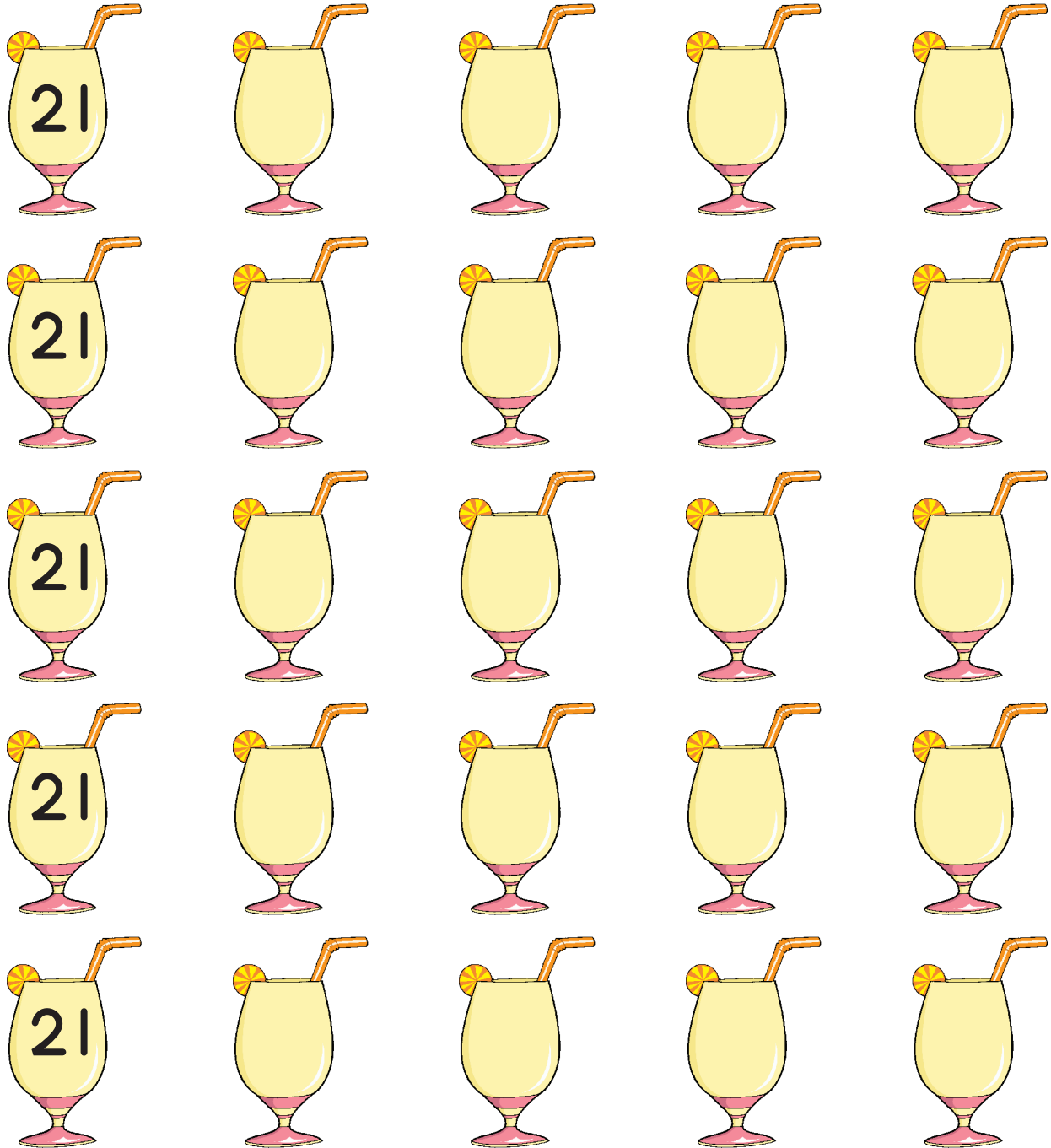


WRITE 21-25

Skill Area : I Am Ready

Date :

Instructions : Write the numbers from 21-25 on the lemonade glasses drawn below.



WRITE 21-25



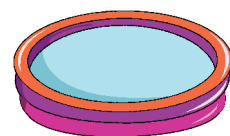
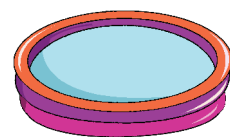
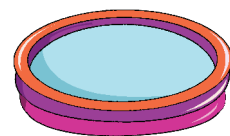
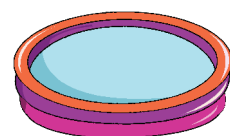
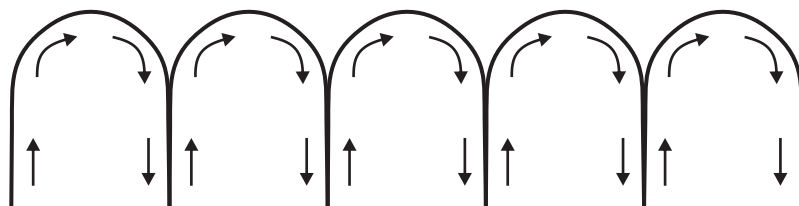


CURSIVE PATTERN 4

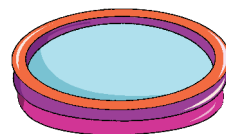
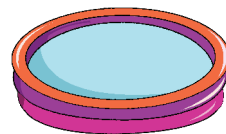
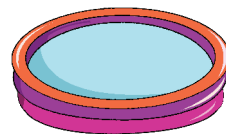
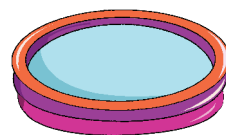
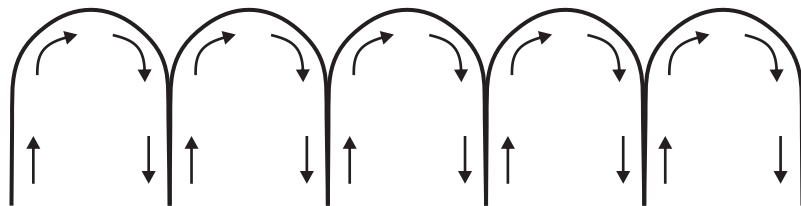
Skill Area : I Listen I Know I Speak

Date :

Instructions : Follow the given pattern with a pencil and help Tia reach the splash pool.



CURSIVE PATTERN 4



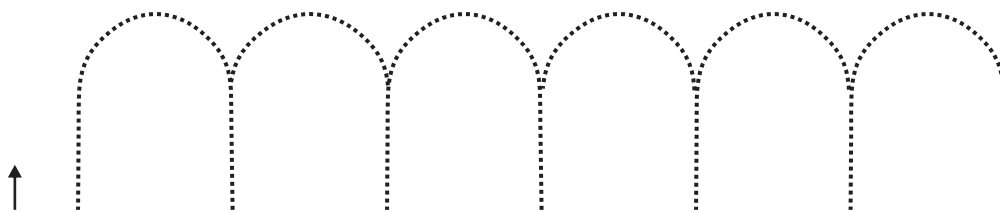
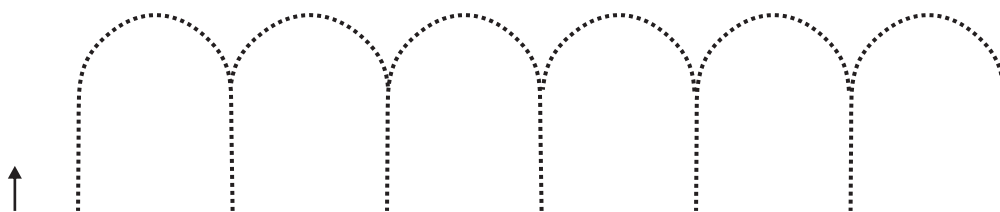
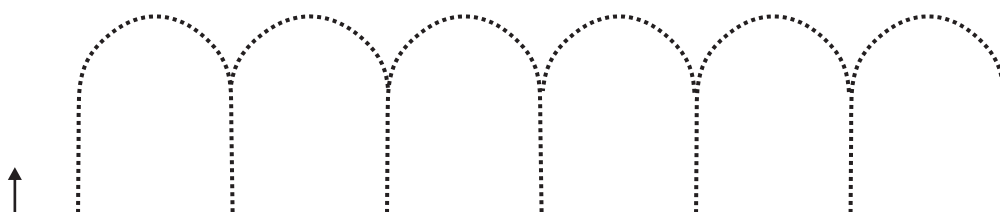


CURSIVE PATTERN 4

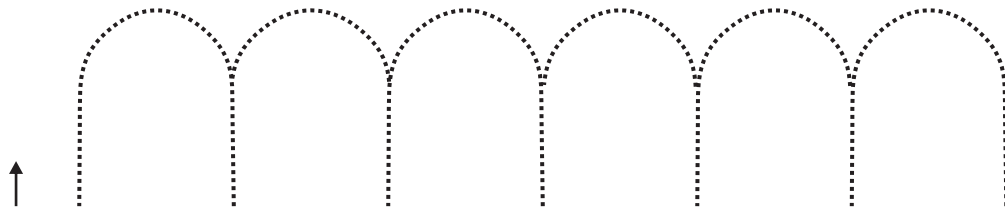
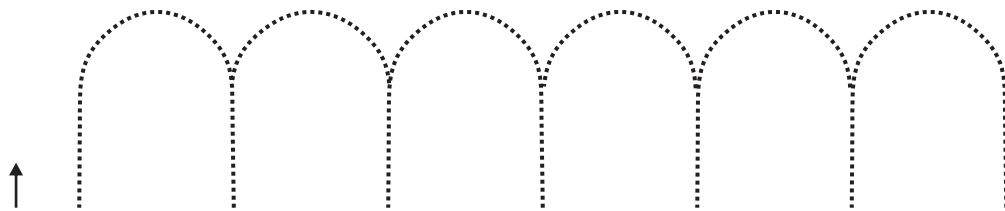
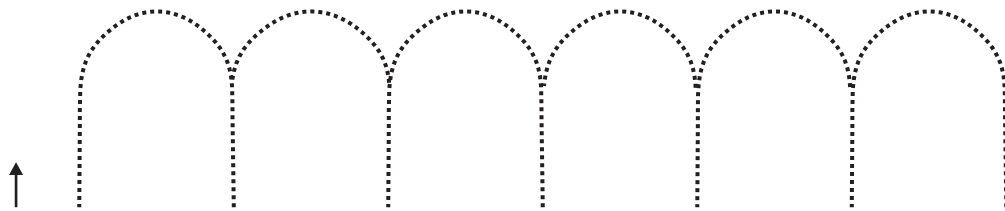
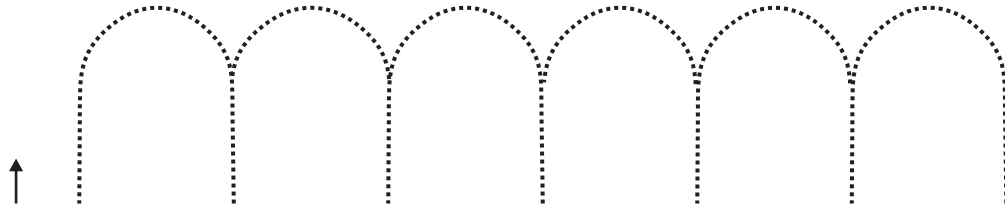
Skill Area : I Listen I Know I Speak

Date :

Instructions : Using a pencil, trace the dotted pattern given below.



CURSIVE PATTERN 4






CURSIVE PATTERN 4


Skill Area : I Listen I Know I Speak

Date :

Instructions : Using a pencil, complete the pattern in the rows given below.



CURSIVE PATTERN 4





NUMBERS

Skill Area : I Am Ready

Date :

Instructions : Fill in the missing numbers.



	1		3		
					10
			13		
16					
					25